

**ภาคผนวก จ**

เอกสารสอบเทียบ





## Certificate of Calibration

Certificate Number : SPR22040163-1

Page : 1 of 3

Customer : TNP ENVIRONMENT CO.,LTD.

332/173 Moo.3, Bang Rak Phatthana, Bang Bua Thong, Nonthaburi  
11110

Equipment Name : pH Meter

Manufacturer : PONPE

Model : PONPE 520PH

Serial Number : 5860316

ID. Number : N/A

### Environmental Conditions

Ambient Temperature :  $23^{\circ}\text{C} \pm 2^{\circ}\text{C}$

Received Date : 19 Apr 2022

Relative Humidity :  $50\% \pm 15\%$

Calibration Date : 20 Apr 2022

Location of Calibration : In-Lab

Recommend Due Date : 20 Apr 2023


Calibration Procedure : SP-CPC-04-01

Date of Issue : 21 Apr 2022

### Method of Calibration

This certifies that the above instrument was calibrated in compliance with the calibration system requirement of ISO/IEC 17025:2017 in accordance with reference procedure. Standards used to perform this calibration are certified by to NIST or equivalent, National metrology institute, Natural physical constants, consensus standards. The result reported herein apply only to the calibration of the item described above as received. Our decision rule is to contact the customer if the item pass and fail calibration when the results include the uncertainties and the customer must determine if the results meets their needs.

All calibrations are performed within manufacture's specifications. The calibration certificate shall not be reproduced except in full, without written approval of SP Metrology System (Thailand).





## Calibration Report

Certificate Number : SPR22040163-1

Page : 2 of 3

### Reference Standards

Equipment Name	Model	Serial No.	Certificate No.	Due. Date
Standard pH Solution	PH016.L5	Lot No.800640	61236172	07 Mar 2023
Standard pH Solution	PH107.L5	Lot No.800638	61243095	07 Mar 2023
Standard pH Solution	PH020.L5	Lot No.800639	61203372	07 Mar 2023

### Traceability

This certification is traceable to the International System of Unit maintained at :

C.P.A. Chem - ANAB#AT-1836 (ISO/IEC 17025:2017) and ANAB#AR-1835 (ISO/IEC 17034:2016)





Standard Solution	UUC Reading	Error	Uncertainty ( ± )
4.008	4.01	0.002	0.012
6.984	7.01	0.026	0.012
10.011	10.00	-0.011	0.013





TECHNOLOGY PROMOTION ASSOCIATION (THAILAND-JAPAN)  
CORPORATE SERVICES 3: EQUIPMENT CALIBRATION AND TESTING SERVICES  
534/4 PATTANAKARN ROAD SOI 18, SUANLUANG, SUANLUANG BANGKOK 10250  
TEL. 0-2717-3000-27 FAX. 0-2719-9484



Cert.No.: 22CH1128

Page.: 1 of 3

## Certificate of Calibration

Equipment :	pH Meter
Manufacturer :	Horiba
Model :	LAQUA-PH1100
Serial No. :	B80A0042
ID No. :	TNP.LAB.02
Condition As-Received:	Used Item
Received Date :	24 August 2022
Calibration Date :	25 August 2022
Reference :	208-0843WN-1
Submitted by :	TNP ENVIRONMENT CO.,LTD 332/173 Moo 3, Bang Rak Phatthana, Bang Bua Thong, Nonthaburi 11110
Ambient Temperature :	(25 ± 2.5) °C
Relative Humidity :	(50 ± 15) %
Calibration Procedure :	In - house method : - CP-CH5 by direct measurement with standard voltage calibrator and direct measurement with certified reference material (CRM) - CP-CH8 by comparison with standard thermometer

Issue Date :

29 August 2022

The Uncertainties are for a confidence probability of approximately 95%

This certificate may not be reproduced other than in full, except with the prior written  
Approval of the head of Corporate Services 3 : Equipment Calibration and Testing Services.

A 0044697



Cert.No.: 22CH1128

Page.: 2 of 3

**Condition of this calibration result**

1. Reference Standard Instrument : -

<u>Instrument</u>	<u>Serial No.</u>	<u>ID No.</u>	<u>Cert. No.</u>	<u>Due Date</u>
1) Document Process Calibrator	46530031	130RC098	21E3245	07 Oct 2022
2) Ref. Standard Thermometer	4982054	110RC044	21I1201	26 Oct 2022

This certification is traceable to the International System of Unit maintained at:-

- Traceable to National Institute of Metrology (Thailand), NIMT

2. Certified Reference Materials : The measurement results are traceable to SI through CPA chem Ltd.,  
ANSI-ASQ National Accreditation Board, Accredited No. AR-1835

<u>Buffer Solution</u>	<u>Manufacturer</u>	<u>Lot No.</u>	<u>Exp. date</u>
pH 4.008	CPA chem	823320	20 June 2024
pH 6.985	CPA chem	794122	14 Feb 2023
pH 10.008	CPA chem	823323	20 June 2023

3. This certificate is valid only to the item calibrated on date and place of calibration.

**Calibration Results**

**Function : mV Measurement**

**Performing standard curve by Fluke at pH (4,7,10)**

Unit Under Calibration	Nominal Value	Standard Voltage Input	Actual Reading		Uncertainty of Measurement ( ±mV )	Coverage factor k
			mV	pH		
pH Meter S/N.: B80A0042	4.00	177.48	177.4	4.01	0.058	2.00
	7.00	0.00	0.0	7.00	0.058	2.00
	10.00	-177.48	-177.5	10.01	0.058	2.00



Cert.No.: 22CH1128

Page.: 3 of 3

**Calibration Results****Function : pH Measurement**

Performing three buffers standard curve by using buffer nominal pH (4,7,10)

Unit Under Calibration	Standard pH Buffer Solution	Actual pH Reading	Actual mV Reading ( mV )	Uncertainty of pH measurement ( $\pm$ )	Coverage factor $k$
pH Electrode S/N.: 9X0B0575	4.008	4.01	153.9	0.0086	2.05
	6.985	6.99	-18.8	0.012	2.05
	10.008	10.01	-190.3	0.011	2.05

**Function : Temperature Measurement****( \* ) Without adjustment**

This equipment was connected with Temperature Probe;

- Model : 961X5S  
- Serial No. : 9X0B0575

Dimension of probe;

- Length : 87 mm.  
- Diameter : 12 mm.  
- Immersion Depth : 80 mm.

Calibration Point ( $^{\circ}\text{C}$ )	Standard Temperature ( $^{\circ}\text{C}$ )	UUC* Reading ( $^{\circ}\text{C}$ )	Error ( $^{\circ}\text{C}$ )	Uncertainty of measurement ( $\pm$ $^{\circ}\text{C}$ )	Coverage factor $k$
20.0	20.003	20.0	-0.003	0.13	2.00
25.0	25.002	25.0	-0.002	0.13	2.00
30.0	30.004	30.0	-0.004	0.13	2.00

**Remark : - UUC\* = Unit Under Calibration**

The reported uncertainty of measurement was based on a standard uncertainty multiplied by a coverage factor  $k$ , providing a level of confidence of approximately 95 %.

-o0o-





TECHNOLOGY PROMOTION ASSOCIATION (THAILAND-JAPAN)  
CORPORATE SERVICES 3: EQUIPMENT CALIBRATION AND TESTING SERVICES  
534/4 PATTANAKARN ROAD SOI 18, SUANLUANG, SUANLUANG BANGKOK 10250  
TEL. 0-2717-3000-29 FAX. 0-2719-9484



Cert.No.: 23CH126

Page.: 1 of 2

## Certificate of Calibration

Equipment :	pH Meter
Manufacturer :	Adwa
Model :	AD 12
Serial No. :	1328
ID No. :	TNP.LAB.13
Condition As-Received:	Used Item
Received Date :	27 January 2023
Calibration Date :	30 January 2023
Reference :	2301-0937WN-2
Submitted by :	TNP ENVIRONMENT CO.,LTD 332/173 Moo 3, Bang Rak Phatthana, Bang Bua Thong, Nonthaburi 11110
Ambient Temperature :	(25 ± 2.5) °C
Relative Humidity :	(50 ± 15) %
Calibration Procedure :	In - house method : - CP-CH5 by direct measurement with standard voltage calibrator and direct measurement with certified reference material (CRM)

Issue Date : 31 January 2023

The Uncertainties are for a confidence probability of approximately 95%

This certificate may not be reproduced other than in full, except with the prior written  
Approval of the head of Corporate Services 3 : Equipment Calibration and Testing Services.

A 0050390



Cert.No.: 23CH126

Page.: 2 of 2

**Condition of this calibration result**

1. Certified Reference Materials : The measurement results are traceable to SI through CPA chem Ltd.,  
ANSI-ASQ National Accreditation Board, Accredited No. AR-1835

<u>Buffer Solution</u>	<u>Manufacturer</u>	<u>Lot No.</u>	<u>Exp. date</u>
pH 4.008	CPA chem	826588	09 July 2024
pH 6.987	CPA chem	826589	09 July 2023
pH 10.008	CPA chem	826590	09 July 2023

2. This certificate is valid only to the item calibrated on date and place of calibration.

**Calibration Results**

**Function : pH Measurement**

**Performing two buffers standard curve by using buffer nominal pH (4,7)**

<b>Unit Under Calibration</b>	<b>Standard pH Buffer Solution</b>	<b>Actual pH Reading</b>	<b>Actual mV Reading (mV)</b>	<b>Uncertainty of pH Measurement (<math>\pm</math>)</b>	<b>Coverage factor <math>k</math></b>
pH Electrode S/N.: 1328	4.008	4.01	N/A	0.0085	2.05
	6.987	6.99	N/A	0.011	2.00
	10.008	10.02	N/A	0.0095	2.00

- Remark**
- pH meter does not have voltage mode.
  - Can not connect the BNC because the plug does not match with the socket.
  - N/A = Not Available

The reported uncertainty of measurement was based on a standard uncertainty multiplied by a coverage factor  $k$ , providing a level of confidence of approximately 95 %

-o0o-

CERT.No.: HS-T031D

**Certificate of Calibration**

Calibration Date : 22 Apr 22

Submitted by : PINTHONG UTILITIES COMPANY LIMITED

789 Moo1 Nong koh-Laen Chabang Rd,

Nong-kham Sriracha Chonburi Thailand 20230

Avg Room Temp : 20 °C

Avg Water Temp : 20 °C

Air Pressure : 757.00 mmHg

Salinity : 0 ppt

Model : YSI 4010-2W

S/N : 22051520

Probe : YSI 4100

S/N : 22C102711

ID NO. : -

Air Temp ref : S/N. E00522

Barometric ref : S/N. E00522

Water Temp ref : S/N. 11431

Technician : Kittipong M.

**Calibration Details**

Calibration Point	100% air sat. (@20 °C, DO = 9.09 mg/l)	(status)	(status)
Measurement 1 (mg/l)	9.05	(PASS)	-
Measurement 2 (mg/l)	9.05	(PASS)	-
Measurement 3 (mg/l)	9.05	(PASS)	-
Measurement 4 (mg/l)	9.03	(PASS)	-
Measurement 5 (mg/l)	9.03	(PASS)	-
Measurement 6 (mg/l)	9.01	(PASS)	-
Measurement 7 (mg/l)	9.01	(PASS)	-
Measurement 8 (mg/l)	9.00	(PASS)	-
Measurement 9 (mg/l)	9.00	(PASS)	-
Measurement 10 (mg/l)	9.01	(PASS)	-

Mean Measurement	9.02	mg/l	-	-
Inaccuracy	0.07	mg/l	-	-

Overall Status (PASS)

**Manufacturer Specification**

Accuracy = +/- 0.2 mg/l

- 1) This certificate is issued based on the result that are found as shown on date and place of test only.
- 2) The calibration procedure followed in accordance with Harikul Science Co., Ltd.
- 3) This result shall not be used for advertising purpose.



## Certificate of Calibration

**Certificate No. :** 65-400557-1

**Page : 1 of 2**

**Submitted by :** TNP Environment Co., Ltd.  
332/173 Moo 3 Bang Rak Phatthana, Bang Bua Thong, Nonthaburi 11110

**Equipment :** Digital Thermometer (Pocket)  
Temperature Indicator

Manufacturer : Exttech Model : 39240  
Range : N/A °C Resolution : 0.1 °C  
Serial No. : PONPE5877172 ID No. : TNP.LAB.34-2564

**Environment :** Ambient Temperature :  $(23 \pm 2)$  °C  
Relative Humidity :  $(50 \pm 15)$  %  
Line Voltage :  $(220 \pm 22)$  VAC

**Date of Received :** 28 October 2022

**Date of Calibration :** 29 October 2022

**Date of Issue :** 29 October 2022

**Calibrated by :** Chortip Samchusri

**Calibration Method :** This instrument was calibrated by In-house method comparison technique CAL-M4003 by compared with PRT in the liquid bath at the constant controlled temperature.

The temperature scale used was based on ITS-90

**Reference Standard Instruments :** This certification is traceable to the International System of Units

1. Platinum Resistance Thermometer (PRT)

ID No.	Cert. No.	Due Date	Traceability
400001	TT-0016-22	07 Feb 2024	National Institute of Metrology Thailand (NIMT)

2. Standard Digital Thermometer

ID No.	Cert. No.	Due Date	Traceability
400003	21E1850	14 Jun 2023	National Institute of Metrology Thailand (NIMT)
400004	21E1850	14 Jun 2023	National Institute of Metrology Thailand (NIMT)

The Uncertainties are for a confidence probability of approximately 95%

This certificate may not be reproduced other than in full except with the prior written approval of the Calibratech Co.,Ltd.



## Certificate of Calibration

**Certificate No. :** 65-400557-1

**Page :** 2 of 2

**Result of Calibration :** Without Adjustment

**UUC Condition As-Received :** Good

**Function :** Temperature measurement

Immersion Depth ( mm. )	Standard Reading ( °C )	UUC Reading ( °C )	Correction ( °C )	Uncertainty ( ± °C )
100	20.0019	19.9	0.1	0.18
100	30.0022	29.9	0.1	0.22
100	40.0021	39.9	0.1	0.22


### Remark

UUC : Unit Under Calibration

This result of calibration was found accurate as shown on date and place of calibration only.

This reported uncertainty of measurement was based on a standard uncertainty multiplied by a coverage factor  $k = 2$ , providing a level of confidence of approximately 95%

- o0o -





TECHNOLOGY PROMOTION ASSOCIATION (THAILAND-JAPAN)  
CORPORATE SERVICES 3: EQUIPMENT CALIBRATION AND TESTING SERVICES  
534/4 PATTANAKARN ROAD SOI 18, SUANLUANG, SUANLUANG, BANGKOK 10250  
TEL. 0-2717-3000-24 FAX. 0-2719-9484



## Certificate of Calibration

Certificate No. : 22H1779

Page : 1 of 2

Equipment : Digital Thermo-Hygrometer  
Manufacturer: Exttech  
Model : 448514  
Serial No.: PONPE 5816745  
ID No.: TNP.LAB.04

This certificate may not be reproduced other than in full,  
except with the prior written approval of the head of  
Corporate Services 3: Equipment Calibration and Testing Services.

Condition As-Received: Used Item

Received Date: 24 August 2022

Calibration Date: 27 August 2022

Reference: 2208-0843WN

Submitted by: TNP ENVIRONMENT CO.,LTD

Ambient Temperature: ( 25 ± 3 ) °C

Relative Humidity: ( 50 ± 20 ) %

332/173 Moo 3, Bang Rak Phatthana, Bang Bua Thong,  
Nonthaburi 11110

**Procedure used:** Calibration were conducted using in-house calibration procedure CP-H03 according to comparison with standard chilled mirror sensor for humidity measurement function and comparison with standard temperature probe for temperature measurement function into humidity / temperature chamber.

### Condition of this result of calibration

1.Reference standards instruments :

<u>Instrument</u>	<u>Model</u>	<u>Serial No.</u>	<u>Certificate No.</u>	<u>Due Date</u>
1) Standard Chilled Mirror Hygrometer Sensor	Dew Prime II	31863	19714	17 Sep 2022
2) Standard Humidity/Temperature Meter	400	10240757	TH-0125-21	13 Dec 2022

2.The certificate is valid only to the item calibrated on date and place of calibration.

3.This Certification is traceable to the International System of Unit maintained at:-

- National Institute of Standards and Technology (NIST) , The United States of America
- National Institute of Metrology Thailand (NIMT)





Cert. No.: 22H1779

Page.: 2 of 2

**Result of Calibration:-**

Without Adjustment

Function:

Humidity measurement.

<u>Reference</u> <u>Temperature</u> (°C)	<u>Standard</u> <u>Humidity</u> (%R.H.)	<u>UUC*</u> <u>Reading</u> (%R.H.)	<u>Error</u> (%R.H.)	<u>Uncertainty</u> <u>of Measurement</u> (±%R.H.)
25.0	50.1	47	-3.1	1.6

**Result of Calibration:-**

Without Adjustment

Function:

Temperature measurement for indoor sensor.

<u>Standard</u> <u>Temperature</u> (°C)	<u>UUC*</u> <u>Reading</u> (°C)	<u>Error</u> (°C)	<u>Uncertainty</u> <u>of Measurement</u> (±°C)
20.02	20.1	0.08	0.42
25.03	25.4	0.37	0.42

**UUC\*** : Unit Under Calibration

The reported uncertainty of measurement was base on standard uncertainty multiplied by coverage factor  $k = 2.00$ , providing confidence level approximately 95%.

-o0o-

a 1123737



**MCL**  
Microtech Calibration laboratory



53/154 Moo 2, Semafahkarm Road, Tumbon Khukhot, Amphur Lamlukka, Pathumthani 12130

53/154 หมู่ 2 ถนนเสมาฟ้าคราม ตำบลลูกคต อำเภอลำลูกกา จังหวัดปทุมธานี 12130

Tel. 02-9877200 Fax. 02-9877205

Certificate No. : M22 - 1588A

Page : 1 of 4

# Certificate of Calibration

**Customer** : TNP ENVIRONMENT CO.,LTD.  
**Address** : 332/173 Moo 3 Bang Rak Phatthana, Bang Bua Thong, Nonthaburi 11111

**Description of Equipment** : Electronic Balance  
**Manufacturer** : Shimadzu  
**Model** : AP225WD  
**Serial Number** : D316301848  
**ID. / Control Number** : TNP.LAB.30  
**Made In** : Philippines  
**Location** : On - Site  
**Environmental Conditions** : Temperature ( 25 +/- 10 ) °C  
Humidity ( 50 +/- 25 ) % RH  
Atmospheric Pressure ( 1010 +/- 10 ) mbar

**Calibration Date** : APR 18, 2022  
**Issue Date** : APR 20, 2022

## Uncertainty of Measurement

The reported uncertainty is based on a standard uncertainty multiplied by coverage factor of  $k = 2$ . It has been evaluated according to the "Expression of the Uncertainty of Measurement in Calibration (M3003)" which provides a level of confidence approximately 95%.

**Certificate of Calibration**

<b>Description</b> : Electronic Balance	<b>Serial Number</b> : D316301848	<b>Resolution</b> : 0.0001,0.00001 g
<b>Manufacturer</b> : Shimadzu	<b>ID. /Control Number</b> : TNP.LAB.30	<b>Order No.</b> : 1398 - 22
<b>Model</b> : AP225WD	<b>Made In</b> : Philippines	<b>Received Date</b> : APR 18, 2022
<b>Unit</b> : g	<b>Capacity</b> : 220 g	<b>Calibration Date</b> : APR 18, 2022

**Result of Calibration** : Without Adjustment **Resolution** : 0.0001,0.00001 g  
**Range** : 200 g

**2. Departure From Nominal Value**

Nominal Value g	UUC* Reading g	UUC* Error g	Uncertainty of Measurement +/- g
0	0.00000	0.00000	0.00013
0.1	0.10003	0.00003	0.00013
0.2	0.20002	0.00002	0.00022
0.5	0.50002	0.00002	0.00043
1	1.00002	0.00002	0.00043
2	2.00005	0.00005	0.00043
5	5.00007	0.00007	0.00068
10	10.00006	0.00006	0.00068
20	20.00003	0.00003	0.00068
50	49.99997	-0.00003	0.00068
100	99.99999	-0.00001	0.00068
200	199.9999	-0.0001	0.00068

UUC\* = Unit Under Calibration



**Certificate of Calibration**

<b>Description</b> : Electronic Balance	<b>Serial Number</b> : D316301848	<b>Resolution</b> :
<b>Manufacturer</b> : Shimadzu	<b>ID. /Control Number</b> : TNP.LAB.30	<b>Order No.</b> : 1398 - 22
<b>Model</b> : AP225WD	<b>Made In</b> : Philippines	<b>Received Date</b> : APR 18, 2022
<b>Unit</b> : g	<b>Capacity</b> : 220 g	<b>Calibration Date</b> : APR 18, 2022

**Result of Calibration** : Without Adjustment **Resolution** : 0.0001, 0.00001 g

**Range** : 200 g

**3. Effect of Center Loading**


Nominal Load g	UUC* Reading					Maximum Difference g
	A g	B g	C g	D g	E g	
50	49.99997	49.99997	49.99995	49.99996	49.99996	0.00002

A Mass of 50 g Was Placed to Various Position on The Pan.

The Weighing Machine Reading Error Obtained Is Given In Table

**4. Effect Tare Function**

Nominal Tare Weight g	Standard Weight g		UUC* Reading g	UUC* Error g
	Tare		0.00000	0.00000
	100	at 20 % 20.0000	20.0001	0.0001
	at 100 %	100.0000	100.0002	0.0002

UUC\* = Unit Under Calibration

..... END.....

### Certificate of Calibration

<b>Description</b> : Electronic Balance	<b>Serial Number</b> : D316301848	<b>Resolution</b> : 0.0001,0.00001 g
<b>Manufacturer</b> : Shimadzu	<b>ID. /Control Number</b> : TNP.LAB.30	<b>Order No.</b> : 1398 - 22
<b>Model</b> : AP225WD	<b>Made In</b> : Philippines	<b>Received Date</b> : APR 18, 2022
<b>Unit</b> : g	<b>Capacity</b> : 220 g	<b>Calibration Date</b> : APR 18, 2022

### Calibration Method

The Electronic balance was measured using standard weight following to in house calibration method MCL-CP14 and based on UKAS LAB 14: Edition 5 July 2015

This result was found accurate as shown on date and place of calibration only.

### Reference Standard

Description	Model	Serial No.	Certificate No.	Due Date
Standard Weight Set	50 mg - 2 kg	N/A	B0-0805057/20	MAY 09, 2021

### Traceability of Measurement

The measurements are traceable to international system of units (SI)

The certificate is traceable to through Thai Heart Calibration Co.,Ltd.

**Range** : 200 g

**Resolution** : 0.0001,0.00001 g

### 1. Repeatability of Balance

Nominal Value g	Standard Deviation of Reading g
0	0.00000
200	0.0000

## Certificate of Calibration

**Certificate No. :** 65-400665-1

**Page : 1 of 2**

**Submitted by :** TNP Environment Co., Ltd.  
332/173 Moo 3 Bang Rak Phatthana, Bang Bua Thong, Nonthaburi 11110

**Equipment :** Air Chamber (Oven)  
Manufacturer : Memmert Model : UF75  
Range : N/A °C Resolution : 0.1 °C  
Serial No. : B320.0251 ID No. : N/A

**Environment :** On site calibration was carried out at the Laboratory, TNP Environment Co., Ltd.  
Ambient Temperature : (27.0 to 28.0 °C  
Relative Humidity : (40 to 45) %  
Line Voltage : (228.0 to 230.0) V

**Date of Received :** 26 December 2022

**Date of Calibration :** 26 December 2022

**Date of Issue :** 28 December 2022

**Calibrated by :** Permpon Chanpu

**Calibration Method :** CAL-M4004, TLAS G-20

The temperature scale used was based on ITS-90

**Reference Standard Instruments :** This certification is traceable to the International System of Units  
Standard Digital Thermometer with Thermocouple probe

ID No.	Cert. No.	Due Date	Traceability
400029 & 400030	65-400548-1	26 Apr 2023	National Institute of Metrology Thailand (NIMT)

The Uncertainties are for a confidence probability of approximately 95%

This certificate may not be reproduced other than in full except with the prior written approval of the Calibratech Co.,Ltd.





## Certificate of Calibration

**Certificate No. : 65-400665-1**

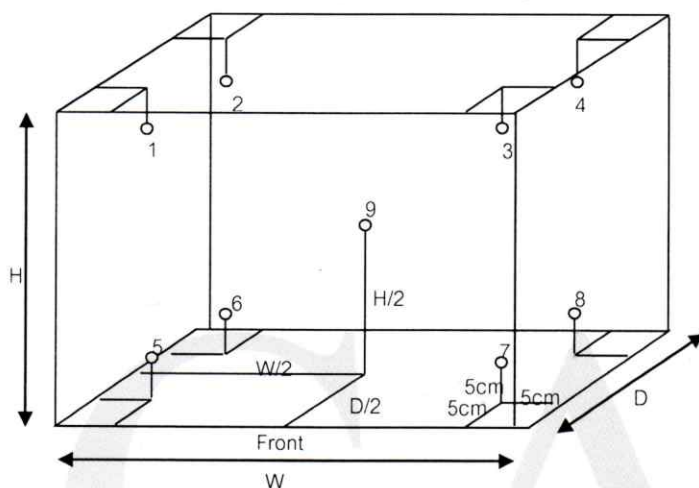
**Page : 2 of 2**

**Result of Calibration :** Without Adjustment

**UUC Condition As-Received :** Good

**Function :** Temperature measurement

This instrument was setting air ventilation at position 0 (close)



Inside of Chamber

W = 0.40 m

D = 0.33 m

H = 0.56 m

Capacity = 0.07 m<sup>3</sup>

Test Point (°C)	Setting Temperature (°C)	Indicating Temperature (°C)	Measured Temperature (°C) @ Sensor No.									Uncertainty (± °C)
			1	2	3	4	5	6	7	8	9	
104.0	104.0	104.0	104.2	104.1	104.2	104.0	103.8	103.9	103.9	103.9	104.0	0.69
180.0	180.0	180.0	179.6	179.6	179.7	179.8	180.2	179.5	179.0	179.8	180.5	1.0

Test Point (°C)	Setting Temperature (°C)	Indicating Temperature (°C)	Measured Uniformity (°C)	Measured Stability (°C)	Overall Variation (°C)
104.0	104.0	104.0	0.4	0.1	0.7
180.0	180.0	180.0	1.7	0.3	2.0

**Remark** The uncertainty is not combine uniformity of the air chamber

This result of calibration was found accurate as shown on date and place of calibration only.

This reported uncertainty of measurement was based on a standard uncertainty multiplied by a coverage factor  $k = 2$ , providing a level of confidence of approximately 95%

- o0o -



**Certificate No.:** T/O 650134

**Date of issue :** 11-Oct-2022

**Equipment Description** : Refrigerator  
**Equipment Model** : P1010  
**Equipment Serial No.** : P1010-1020-0005  
**I.D. No. or Control No.** : TNP.LAB.01  
**Manufacturer** : Entech Industrial Solution Co.,Ltd.  
**Customer Name** : TNP ENVIRONMENT CO.,LTD.  
**Customer Address** : 332/173 Moo. 3 Tambon Bang Rak Phatthana, Amphoe Bang Bua Thong,  
 Nonthaburi 11110  
**Total pages of certificate** : 2 pages  
**Instrument Receiving Date** : 10-Oct-2022  
**Receiving No.** : O-220115  
**Environmental Conditions** : All of the measurement were carried out in the working area  
 Temperature : ( 25 ± 15 ) °C  
 Humidity : ( 55 ± 30 ) % RH  
 Voltage : ( 220 ± 22 ) VAC  
**Calibration Place** : 332/173 Moo. 3 Tambon Bang Rak Phatthana, Amphoe Bang Bua Thong,  
 Nonthaburi 11110  
**Calibration Procedure No.** : WI-CL-18-C

*The calibration certificate expended uncertainty of measurement is stated as the standard uncertainty of measurement multiplied by the coverage factor k, which for a normal distribution corresponds to a coverage probability of approximately 95%*


*The standard uncertainty of measurement has been determined in accordance with M 3003  
 The expression uncertainty and confidence in measurement.*

*This certificate is applied only to item under test environmental condition.*

*This calibration certificate may not be reproduced other than in full except with the permission of the issuing laboratory.  
 Calibration certificates without signature and seal are not valid.*

*This calibration certificate documents are traceability to national standards, which realize the unit of measurement according to the International system of units (SI).*

**Date of Calibration** : 10-Oct-2022



Certificate No. : T/O 650134

**The Reference Standard Instrument :-**

**Instrument**

1) Data logger with RTD Probe

**Model**

Agilent 34972A

**Serial No.**

MY60008352

**Cert No.**

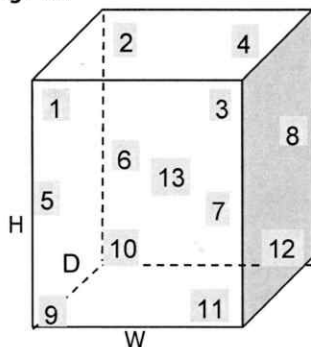
PSL-T 0524-3/65

4-Apr-2023

**Measured room conditions**

**Temperature :** Minimum: 30.4 °C Maximum: 31.6 °C  
**Humidity :** Minimum: 51.4 %RH Maximum: 56.7 %RH  
**Voltage :** Minimum: 220.1 VAC Maximum: 223.2 VAC  
**Fresh Air Setting:** off

**Sensor Position :**



**Working Space of chamber :**

(Inside Dimensions) W x D x H : 1560 mm x 500 mm x 1380 mm

**Sensor Installation Details :**

- Sensor Number 1 to 12 installed approximately 50 mm From each wall.
- Sensor Number 13 installed approximately geometric of the chamber.

**Results :** The measurement results of the calibration were reported in the table below.

( \* ) Without adjustment

( ) After adjustment

UUC* Setting	UUC* Reading	Temperature Reading of Standard Sensor								
( °C )	( °C )	Sensor Position								
		1	2	3	4	5	6	7	8	9
		4.52	4.36	4.21	4.00	4.52	4.20	4.77	4.39	4.07
		Sensor Position								
		10	11	12	13					
		4.16	4.17	4.54	4.07					

UUC* Setting	UUC* Reading	Temperature Uniformity	Temperature Stability	Overall Variation	Uncertainty of Measurement	Coverage Factor
( °C )	( °C )	( °C )	( ± °C )	( °C )	( ± °C )	K
4.0	4.0	1.07	0.93	2.23	1.2	2

**UUC\* = Unit Under Calibration**

**Remark :-**

- Temperature reading of Standard Sensors shown in the table were taken from the average of Standard reading at each position.
- Temperature Uniformity was calculated from the difference between the maximum and minimum of actual temperature reading from all reference sensors at the same time.
- Temperature Stability was calculated from the maximum stability of nine positions, and formula of Stability is [ ( Maximum Temperature Value - Minimum Temperature Value ) / 2 ]
- Overall Variation was calculated from the difference between the maximum and minimum measured temperature throughout observation time.

**End of Report**



# Calibration Certificate

Cert. No. : CT-23-01-23295

Page : 1 of 4

Issued date : 24 January 2023

Equipment : Water Bath , Manufacturer : MLAB , Model : WBN30  
S/N = 0347 , Customer ID = -

Client : TNP ENVIRONMENT CO.,LTD.  
332/173 Moo 3 Bang Rak Phatthana, Bang Bua Thong, Nonthaburi 11110

Received Date : 20 January 2023

Ref. Job No. : SO6601-00020

Calibrated by : Cert. prepare by : 

Calibrated Date : 20 January 2023

Approved by : 

Calibration Place : ห้องปฏิบัติการ2

Environment Condition : Temperature  $28.5 \pm 2.7$  (°c) , Humidity  $57.5 \pm 14.5$  (%RH)

Calibration Method : In-house method based on ASTM E715-80 (Reapproved 2006) , (MTEC WI No. # WICAL-02-003-R01 )

**Reference Standard Instrument :**

No	Instrument	code	Model	Due date
1	Temperature Data Logger	MTEC-CE-0175	MLAB	10/2023
2	Thermo Hygrometer	MTEC-CE-0183	TP-50	06/2023

**Condition of certificate :**

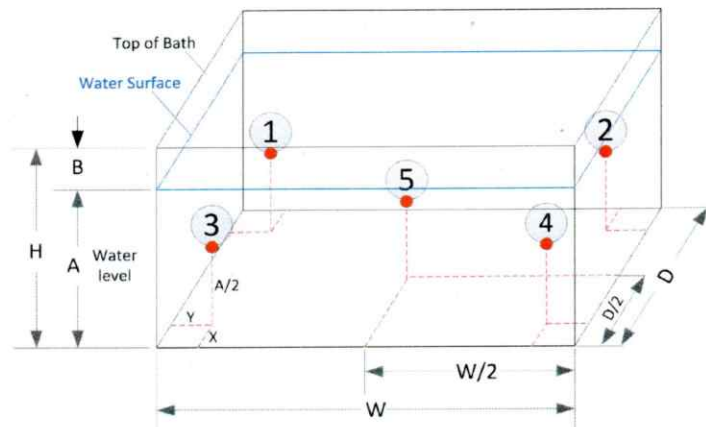
(1) This certificate is traceable to International System of units (SI Units). , (2) This certificate was certified only for the instrument we calibrated. , (3) This result of calibration was found accurate as show on date and place of calibration only. , (4) The reported uncertainty of measurement was based on a standard uncertainty multiplied by a coverage factor  $k =$  (see result table ) , providing a level of confidence of approximately 95%. , (5) This certificate may not be reproduced other than in full, except with the prior written approval of the head of Calibration Division, Metrology Technical Co.,Ltd.

**Calibration Result :**

Page : 2 of 4

Condition of UUC :

- 1) Adjust Condition : Without Adjustment
- 2) Lid Cover : Flat Sheet (Plastic , from
- 3) Circulation : without circulation
- 4) X , Y = 5 cm. , B ~ 3 cm.



Pic 1 : Position of each sensor No.

- (1) The quoted uncertainty include with " Stability".
- (2) Stability = One-half of the greatest maximum difference of measured temperatures at any one sensors , for at least half an hour after reaching sted state.
- (3) Uniformity = The maximum difference of measured temperatures at two any sensor which are observed at the same time.
- (4) Overall variation = The difference of the maximum and the minimum measured temperature throughout observation time.

**Section 1 : Report of Temperature distribution**

Unit : ( °C )

Calibration Point	UUC Setting (*)	UUC Reading (*)	Measured Temperature @ Sensor No.					Uncertainty ( ± )	k (**)
			#1	#2	#3	#4	#5		
85	85	85.0	85.30	85.30	84.83	84.76	85.51	0.627	2

(\*) = The average of 30 values in each point , (\*\*) = Coverage factor (k) value

**Section 2 : Report of Chamber Performance**

Unit : ( °C )

Calibration Point	UUC Setting (*)	UUC Reading (*)	Temperature Uniformity	Temperature Stability ( ± °C )	Temperature Overall Variation
85	85	85.0	1.34	0.45	1.64

(\*) = The average of 30 values in each point

Approved Sign

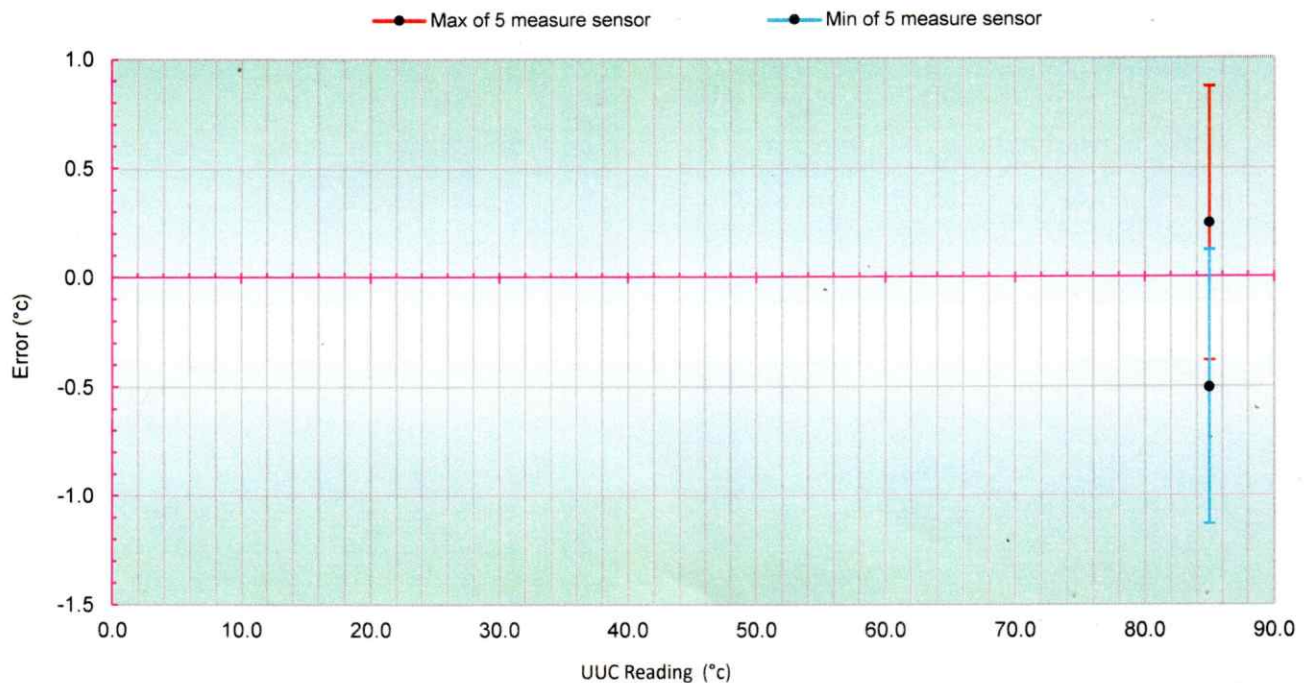
**Section 3 :** Possible of temperature in chamber. Show minimum and maximum of the average values and include with uncertainty of measurement. , The average values is average of each position standard sensor throughout observation time.

Unit : ( °C )

Calibration Point	UUC Setting (*)	UUC Reading (*)	Possible of Minimum temperature in chamber	Possible Maximum temperature in chamber
85	85	85.0	84.13	86.13

(\*) = The average of 30 values in each point

**Section 4 :** Trend of accuracy



Approved Signator

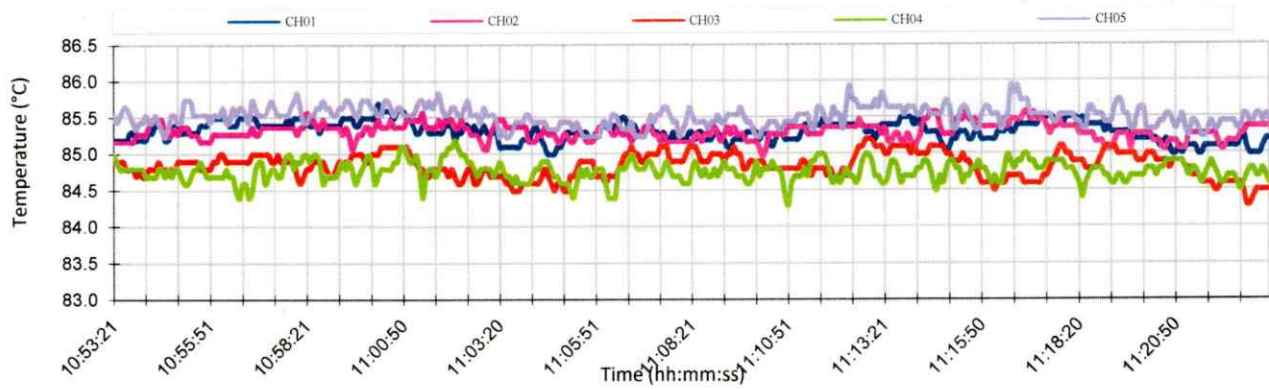


Certificate No. : CT-23-01-23295

Page : 4 of 4

Section 5 : Graph report for Temperature distribution , not include uncertainty of measurement

(5.1) Temperature Distribution at UUC Reading 85.0 °C



Approved Signatory

**Sartorius (Thailand) Co., Ltd.**

129 Rama 9 Road, Huaykwang, Huaykwang, Bangkok 10310

Tel: +66 2643 8361-6, e-mail: service.thailand@sartorius.com

**SARTORIUS**

# Certificate of Calibration

Model Number : SECURA224-1S

Description : Analytical Balance

Serial Number : 41305301

Manufacturer : Sartorius

Certificate No. : 22BCI0160

Issued Date : Tuesday, June 21, 2022

Reference No. : 186783

Page No. : 1 of 2

Customer Name : TNP Environment Co., Ltd.

332/173 Moo 3, Bang Rak Phatthana Bang Bua Thong, Nonthaburi 11110 Thailand.

Calibrated Place : Weighing Room

Calibrated By : Mr. Chonchai Inthana

Calibration Date : Thursday, June 16, 2022

**Calibration**

Procedure No. : This calibration was conducted by

Using in-house calibration procedure number (WI-003)

Based on UKAS LAB 14 : 2019

**Metrological data :**

Capacity : 220 g Readability 0.0001 g

**Ambients Conditions:**

Temperature : 23.8 °C ± 5.0 °C

Humidity : 66.5 % RH ± 10.0 % RH

Pressure : — ± —

**Reasons for calibration**☐ New Installation ☐ Service / Repaired ☒ Re-calibration/ Maintenance**Equipment Condition:** ☒ Good Operate ☐ Fair**Measurement Method UKAS Publication Ref : Lab 14**

The measurement uncertainty stated is the expanded uncertainty which is obtained from the standard uncertainty multiplied by the coverage factor ( $k=2$ ) to provide a level of confidence of approximately 95%. It is determined in accordance with the Guide to Expression of Uncertainty in Measurement (GUM). The calibration certificate documents the traceability to National Standards, which realise the unit of measurement according to the International Standard System of Units (SI).

**Traceability:**

Model Number	Description	Traceability	Certificate No.	Due Date
YCS011-522-00	Sartorius weight set 1mg - 5000g E2, YCS011-522-00	SPC-RT	C02212565	14-Sep-2023
MHB-382SD	Humidity/Barometer/Temp Lutron MHB-382SD	SPC-RT	C19210498	31-Aug-2022

This certificate relates and applies to this equipment only.

This certificate may not be reproduced other than in full except with the prior written approval of the Verification Operation Division Sartorius (Thailand) Co., Ltd.

SOP FM 33 03 February 2022

S  
T  
A  
M  
P

# Certificate of Calibration

Model Number : SECURA224-1S

Description : Analytical Balance

Serial Number : 41305301

Manufacturer : Sartorius

Certificate No. : 22BCI0160

Issued Date : Tuesday, June 21, 2022

Reference No. : 186783

Page No. : 2 of 2

## Calibration Results : Without Adjustment

### Repeatability

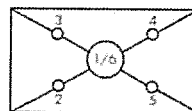
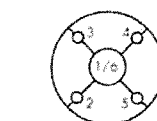
The reproducibility is the ability of a weighing instrument to display nearly identical readouts under constant test conditions when the same load within a measurement series is placed repeatedly on the weighing pan in the same manner. The standard deviation is used to express reproducibility quantitatively.

Nominal Value : (Low Load)	20.0000	200.0001
20 g	20.0000	200.0000
Tolerance	20.0000	200.0001
0.0001 g	20.0000	200.0000
	20.0000	200.0000
Nominal Value : (High Load)	20.0000	200.0000
200 g	20.0000	200.0000
Tolerance	20.0000	200.0001
0.0001 g	20.0001	200.0000
	20.0000	200.0000
Standard Deviation	0.00003	0.00005

### Eccentricity (Off-center loading error)

The off-center loading error is yielded by the difference between the readout of the load, i.e. 1/3 or 1/4 of maximum capacity, placed in the middle of the weighing pan and between each of four additional measurement points (positions defined according to OIML R76).

Nominal value : 50 g  
Tolerance 0.0004 g



	Difference
1	—
2	0.0000
3	0.0000
4	0.0000
5	0.0000
6	—

### Linearity

The linearity, also called linearity error. Describes the deviation of the characteristic curve of a weighing instrument from the linear slope.

Tolerance 0.0002 g

Nominal Value (g)	Conventional Mass Value (g)	Displayed Value (g)	Deviation (g)	Uncertainty (g)
0.01	0.0100	0.0100	0.0000	0.00013
0.1	0.1000	0.1000	0.0000	0.00013
1	1.0000	1.0000	0.0000	0.00013
2	2.0000	2.0000	0.0000	0.00013
5	5.0000	5.0000	0.0000	0.00013
10	10.0000	10.0000	0.0000	0.00013
20	20.0000	20.0000	0.0000	0.00013
50	50.0000	50.0000	0.0000	0.00014
100	100.0000	100.0000	0.0000	0.00019
200	200.0000	200.0000	0.0000	0.00030

End of Report.





TECHNOLOGY PROMOTION ASSOCIATION (THAILAND-JAPAN)  
CORPORATE SERVICES 3: EQUIPMENT CALIBRATION AND TESTING SERVICES  
534/4 PATTANAKARN ROAD SOI 18, SUANLUANG, SUANLUANG, BANGKOK 10250  
TEL. 0-2717-3000-24 FAX. 0-2719-9484



## Certificate of Calibration

Certificate No. : 23T238

Page : 1 of 2

Equipment : Liquid-in Glass Thermometer

Manufacturer: SK

Model : -

Serial No.: -

ID No.: TNP.LAB.12

Condition As-Received: Used Item

Received Date: 27 January 2023

Calibration Date: 07 February 2023  
to 10 February 2023

Reference: 2301-0937WN

Submitted by: TNP ENVIRONMENT CO.,LTD

Ambient Temperature: ( 25 ± 3 ) °C

Relative Humidity: ( 50 ± 20 ) %

This certificate may not be reproduced other than in full,  
except with the prior written approval of the head of  
Corporate Services 3: Equipment Calibration and Testing Services.

332/173 Moo 3, Bang Rak Phatthana, Bang Bua Thong,  
Nonthaburi 11110

**Procedure used:** Calibration were conducted using in-house calibration procedure CP-T02 according to comparison with Industrial Platinum Resistance Thermometer (IPRT) into liquid bath temperature controller.  
The temperature scale used was based on ITS-90.

### Condition of this result of calibration

1.Reference standards instruments :

<u>Instrument</u>	<u>Model</u>	<u>Serial No.</u>	<u>Certificate No.</u>	<u>Due Date</u>
1) Digital Thermometer	1529	A7A609	2211274	17 Oct 2023
2) Industrial Platinum Resistance Thermometer	5627-12	571975	2211274	17 Oct 2023

2.The UUC\* was immersed into liquid bath temperature controller and the top about 12 mm of the liquid column above the bath medium in every calibration points.

3.The certificate is valid only to the item calibrated on date and place of calibration.

4.This Certification is traceable to the International System of Unit maintained at:-

-National Institute of Metrology Thailand (NIMT)



Cert. No.: 23T238

Page.: 2 of 2

**Result of Calibration:-**

Without Adjustment

Function:

Temperature measurement.

Type:

Total Immersion

Scale Division:

1 °C

Reference point ( 0 °C ) Error = -0.9681 °C, with Uncertainty of Measurement of  $\pm 0.16$  °C

<u>UUC*</u> <u>Reading</u> ( °C )	<u>Standard</u> <u>Temperature</u> ( °C )	<u>Error</u> ( °C )	<u>Uncertainty</u> <u>of Measurement</u> ( $\pm$ °C )
20	21.4342	-1.4342	0.16
30	31.5544	-1.5544	0.16
40	41.1382	-1.1382	0.16

**Note:** UUC\* : Unit Under Calibration

The UUC\* readings were made under magnification and resolved to one tenth of one scale division.

The reported uncertainty of measurement was based on standard uncertainty multiplied by a coverage factor  $k = 2$ , providing a level of confidence of approximately 95%.

-o0o-

รายการใบรับรองสอบเทียบ/ทวนสอบ เครื่องมือหลักประจำห้องปฏิบัติการวิเคราะห์ สำหรับตรวจวัดคุณภาพสิ่งแวดล้อม

No.	Instrument/Equipment	Parameter	Manufacturer	Model/Serial No.	Calibrator	Certification No.	Date of Calibration	Due date of Calibration*	Remark
เครื่องมือหลักสำหรับตรวจสอบคุณภาพน้ำ									
1	BOD Incubator	BOD	Arco	UC4-1320 / (UAE.WAO.015/2561)	Technology Promotion Association (Thailand-Japan)	22TM90	17 Feb 22	16 Feb 23	-
2	BOD Incubator		Arco	UC4-1320 / (UAE.WAO.018/2559)	Technology Promotion Association (Thailand-Japan)	21TM1406	17 Aug 21	16 Aug 22	-
3	Analytical Balance (Readability 0.01 mg)	Total Dissolved Solids Suspended solids	Mettler-Toledo	XSR205DU / C009071872	Technology Promotion Association (Thailand-Japan)	22MM210	26 Apr 22	25 Apr 23	-
4	Hot Air Oven		Memmert	UF55 / B216.1666	Technology Promotion Association (Thailand-Japan)	21TM1876	29 Oct 21	28 Oct 22	-
5	Digestor Unit	TKN	FOSS TECATOR	2520auto / 91794469	National Food Institute, Ministry of Industry, Thailand	2202361-001-01	4 Apr 22	3 Apr 23	-
6	Distillation Unit (Kjeldahl Method)		FOSS TECATOR	KT200 / 91790524	FOSS South East Asia	5874	30 Nov 21	29 Nov 22	-
7	Analytical Balance (Readability 0.1 mg)	Fat, Oil & Grease	Mettler-Toledo	AB-204S/FACT / 1129361010	National Food Institute, Ministry of Industry, Thailand	2103270-001-01	11 Jun 21	10 Jun 22	-
8	UV-VIS Spectrophotometer	Ammonia, Cyanuric Acid Nitrate, Total Nitrogen	Hitachi	U-1900 / 2021-064	DQE Services Co.,Ltd.	SP22-007	20 Jan 22	19 Jan 23	-
9	UV-VIS Spectrophotometer		Hitachi	U-2900 / 21E22-009	DQE Services Co.,Ltd.	SP22-008	20 Jan 22	19 Jan 23	-
10	Incubator	Total Coliform Bacteria Fecal Coliform Bacteria	Memmert	IPP 260 / V616.0066	Technology Promotion Association (Thailand-Japan)	21TM1874	28 Oct 21	27 Oct 22	-
11	Incubator		Memmert	IPP 260 / V615.0187	Technology Promotion Association (Thailand-Japan)	22TM563	07 Apr 22	06 Apr 23	-
12	Incubator	Pseudomonas aeruginosa Clodtridium perfringens	Memmert	IN 75 / D317.0307	Technology Promotion Association (Thailand-Japan)	22TM335	17 Feb 22	16 Feb 23	-



รายการใบรับรองสอบเทียบ/ทวนสอบ เครื่องมือหลักประจำห้องปฏิบัติการวิเคราะห์ สำหรับตรวจวัดคุณภาพสิ่งแวดล้อม

No.	Instrument/Equipment	Parameter	Manufacturer	Model/Serial No.	Calibrator	Certification No.	Date of Calibration	Due date of Calibration*	Remark
เครื่องมือหลักสำหรับตรวจสอบคุณภาพน้ำ									
13	Incubator	Total Coliform Bacteria Fecal Coliform Bacteria	Memmert	BE400 / e402.1032	Technology Promotion Association (Thailand-Japan)	21TM1358	15 Jul 21	14 Jul 22	-
14	Water Bath	Escherichia coli Staphylococcus aureus	Memmert	WNE 14 / L416.0612	Technology Promotion Association (Thailand-Japan)	22TM334	17 Feb 22	16 Feb 23	-
15	Water Bath	Pseudomonas aeruginosa Clodtridium perfringens	Memmert	WNE 14 / L414.1407	Technology Promotion Association (Thailand-Japan)	22TM565	7 Apr 22	6 Apr 23	-
16	Analytical Balance		Mettler-Toledo	MS603S / B0070110311	Mettler-Toledo (Thailand) Ltd.	TH2058-096-040722-ACC-TH	7 Apr 22	6 Apr 23	-
17	Auto Clave		ALP	CL-40L / 802664	Technology Promotion Association (Thailand-Japan)	22TM89	17 Feb 22	16 Feb 23	-

Due Date of Calibration\* : Based on the annual calibration plan. At least 1 time per year.




TECHNOLOGY PROMOTION ASSOCIATION (THAILAND-JAPAN)  
CORPORATE SERVICES 3: EQUIPMENT CALIBRATION AND TESTING SERVICES  
534/4 PATTANAKARN ROAD SOI 18, SUANLUANG, SUANLUANG BANGKOK 10250  
TEL. 0-2717-3000-27 FAX. 0-2719-9484



Cert.No.: 22MM210  
Page.: 1 of 3

## Certificate of Calibration

**Equipment :** Electronic Balance  
**Manufacturer :** Mettler Toledo  
**Model :** XSR205  
**Serial No. :** C009071872  
**ID No. :** UAE.WAO.012/2563  
**Submitted by :** United Analyst and Engineering Consultant Co.,Ltd.  
3 Soi Udomsuk 41, Sukhumvit Road,  
Bangchak, Phakhanong,  
Bangkok 10260  
**Location :** Balance Room  
**Received order :** 26 April 2022  
**Calibration Date :** 26 April 2022  
**Ambient Temperature :** 15 °C to 40 °C  
**Relative Humidity :** 30 % to 90 %



**Issue Date :** 29 April 2022

The Uncertainties are for a confidence probability of approximately 95%

This certificate may not be reproduced other than in full, except with the prior written  
Approval of the head of Corporate Services 3 : Equipment Calibration and Testing Services.

เอกสารไม่ควบคุม  
0049716



Equipment : Electronic Balance  
Condition As-Received : Used Item  
Reference : 2204-0542OC-1

Cert.No.: 22MM210  
Page: 2 of 3

**Procedure used :-**

Calibration were conducted using in-house calibration procedure CP-OB01 according to direct measurement method against standard weight.

**Condition of this result of calibration**

**1. Reference standard instruments:-**

<u>Instruments</u>	<u>Model</u>	<u>Serial No.</u>	<u>ID No.</u>	<u>Test report No.</u>	<u>Due date</u>
1) Standard Weight Set (E2)	15884	-	70RC138	MM-0009-21	3 Feb 2023

2. This certificate is valid only to the item calibrated on date and place of calibration.
3. This result of calibration was made on requested at the point specified by customer.
4. This certificate is not certified for any commercial transaction.
5. This certification is traceable to the International System of Unit.

**Result of calibration** ( ) Without Adjustment ( \* ) After Adjustment by Internal Calibration

<b>Range capacity :</b>	0 g to 81 g	<b>Resolution</b>	0.00001 g
	81 g to 220 g	<b>Resolution</b>	0.0001 g

**Before Adjustment :**

<u>Applied Weight</u>	<u>Balance Reading</u>	<u>Correction</u>	<u>Measurement Uncertainty</u>	<u>Coverage Factor</u>
( g )	( g )	( g )	( $\pm$ mg )	( k )
80	80.00004	-0.00004	0.15	2.00
200	199.9999	+0.0001	0.35	2.00

**After Adjustment :**

**1. Determination of the standard deviation of weighing machine**

( n = 10 )

<u>Applied Weight</u>	<u>Standard Deviation of Reading ( g )</u>
( g )	
80	0.000008
200	0.00005





Equipment : Electronic Balance  
Condition As-Received : Used Item  
Reference : 2204-0542OC-1

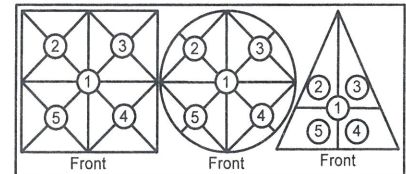
Cert.No.: 22MM210

Page: 3 of 3

### Result of calibration

#### 2. Effect of off center loading

A mass of 100 g was placed to various position on the pan.  
The weighing machine reading error obtained is given in the table



Maximum difference between  
off-center and central loading  
( g )  
0.0002

Position 1	Position 2	Position 3	Position 4	Position 5
( g )	( g )	( g )	( g )	( g )
-0.0002	-0.0001	0.0000	-0.0002	-0.0002

#### 3. Departure from nominal value

Applied Weight	Balance Reading	Correction	Measurement Uncertainty	Coverage Factor
( g )	( g )	( g )	( $\pm$ mg )	( $k$ )
Unload	0.00000	0.00000	0.016	2.13
0.05	0.05001	-0.00001	0.016	2.13
0.1	0.10001	-0.00001	0.017	2.11
1	1.00002	-0.00002	0.019	2.05
5	5.00003	-0.00003	0.026	2.00
20	20.00008	-0.00008	0.049	2.00
50	50.00010	-0.00010	0.080	2.00
80	80.00014	-0.00014	0.15	2.00
100	100.0001	-0.0001	0.21	2.00
150	150.0001	-0.0001	0.29	2.00
200	200.0001	-0.0001	0.35	2.00

The reported uncertainty of measurement was based on a standard uncertainty multiplied by a coverage factor  $k$ , providing a level of confidence of approximately 95 %.

-o0o-

## Calibration Certificate

**Certificate No.:** 2203120-001-01  
**Client name:** UNITED ANALYST AND ENGINEERING CONSULTANT CO., LTD.  
**Address:** 3 Soi Udomsuk 41, Sukhumvit Road,  
Bangchack, Prakhnong, Bangkok 10260

Page 1 of 3

**Equipment:** Electronic Balance

**Manufacturer:** METTLER TOLEDO

**Model:** AB204-S/FACT

**Serial No.:** 1129361010

**ID No.:** UAE.WAS.002/2552

**Order No.:** 2203120

**Operation No.:** 2203120-001

**Date of Receipt:** 1 June 2022

**Date of Calibration:** 1 June 2022

**Date of Issue:** 7 June 2022

**Responsible for the Technical Management Team**

**The uncertainties are for a confidence probability of approximately 95%**

This Certificate is issued in accordance with the conditions of accreditation granted by the Thai Laboratory Accreditation Scheme which has assessed the measurement capability of the laboratory and its traceability to recognized national standards and to the units of measurement realized at the corresponding national standards laboratory. This certificate may not be reproduced other than in full except with the prior written approval of the National Food Institute.

F-CS-009 Revision: 01 Date: 20-04-65



# Calibration Report

**Certificate No.:** 2203120-001-01

**Equipment:**

Electronic Balance

**Manufacturer:** METTLER TOLEDO

**Model:** AB204-S/FACT

**Resolution:** 0.0001 g

**Serial No.:** 1129361010

**ID No.:** UAE.WAS.002/2552

**Capacity:** 220 g

**Date of Calibration:** 1 June 2022

Page 2 of 3

**Environment Condition:** Ambient Temperature: 19.9 ± 0.3 °C Relative Humidity: 45 ± 1.5 %

**Place of Calibration:** 108, Balance Room, UNITED ANALYST AND ENGINEERING CONSULTANT CO., LTD.

**Condition of Equipment:** Good Condition

## Condition of This Results of Calibration:

1. Calibration Method: NFI Method W-MA-001 In-House Method based on UKAS Lab 14 : 2019

2. Reference Standards:

Reference Standard	Model	Serial No.	Calibrated By	Certificate No.	Due Date
Standard Weight Class E2	1-500mg	B308068554	TCS	M2201020S	6 January 2023
Standard Weight Class E2	1-500g	B308068128	TCS	M2201021S	6 January 2023

Instrument	Model	Serial No.	Calibrated By	Certificate No.	Due Date
Thermo-Hygro Meter	PONPE 490	NFI.BTH 010/18	Quality Reborn	QR22-0350	18 February 2023

3. This certification is traceable to SI UNIT

4. This certificate was certified only for the instrument we calibrated.

5. This result of calibration was found accurate as shown on date and place of calibration only.

## Calibration Results:

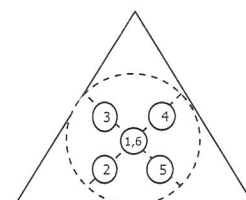
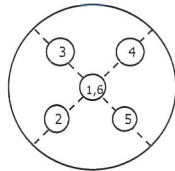
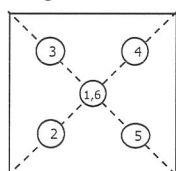
### 1. Repeatability of Reading:

Nominal Value ( g )	Standard Deviation of Reading ( g )
100	0.000048
200	0.000052

### 2. Off-Center Error:

A mass of 50 g was placed and moved to various position on pan.

The balance reading obtained is given in the table.



1 ( g )	2 ( g )	3 ( g )	4 ( g )	5 ( g )	6 ( g )	(Maximum Difference) ( g )
49.9999	49.9998	49.9998	49.9999	49.9998	49.9998	0.0001

F-CS-012 Revision: 01 Date: 20-04-65

เอกสารไม่ควบคุม





# Calibration Report

**Certificate No.:** 2203120-001-01

**Equipment:**

Electronic Balance

**Model:** AB204-S/FACT

**Serial No.:** 1129361010

**Capacity:** 220 g

**Manufacturer:** METTLER TOLEDO

**Resolution:** 0.0001 g

**ID No.:** UAE.WAS.002/2552

**Date of Calibration:** 1 June 2022

Page 3 of 3

**Calibration Results:** (Continued)

**Calibration Range:** 0 - 200 g

**Calibration Adjustment:** Internal Calibration

## 3. Departure from Nominal Value:

Nominal Value ( g )	Standard Value ( g )	Average Reading ( g )	Correction ( g )	Uncertainty ( ± g )	Coverage Factor <i>k</i>
Unload	0.00000	0.0000	0.0000	0.000088	2.00
0.01	0.01000	0.0100	0.0000	0.000088	2.00
0.05	0.05000	0.0499	0.0001	0.000088	2.00
0.1	0.10000	0.1000	0.0000	0.000088	2.00
0.2	0.20000	0.2000	0.0000	0.000088	2.00
0.5	0.50000	0.5000	0.0000	0.000088	2.00
1	1.00000	0.9999	0.0001	0.000088	2.00
2	2.00000	1.9999	0.0001	0.000089	2.00
5	5.00000	5.0000	0.0000	0.000089	2.00
10	9.99998	9.9999	0.0001	0.000092	2.00
20	19.99999	19.9999	0.0001	0.000094	2.00
50	49.99990	49.9999	0.0000	0.00012	2.00
70	69.99989	69.9998	0.0001	0.00014	2.00
100	100.00001	99.9999	0.0001	0.00017	2.00
150	149.99991	149.9997	0.0002	0.00022	2.00
200	200.00007	199.9998	0.0003	0.00030	2.00

The reported uncertainty of measurement was based on a standard uncertainty multiplied by a coverage factor *k*, providing a level of confidence of approximately 95 %.

----- End -----

F-CS-012 Revision: 01 Date: 20-04-65



## Verification Certificate

Page 1 of 4

**Certificate No.:** 2202361-001-01  
**Client name:** UNITED ANALYST AND ENGINEERING CONSULTANT CO., LTD.  
**Address:** 3 Soi Udomsuk 41, Sukhumvit Road,  
Bangchack, Prakanong, Bangkok 10260

**Equipment:** HEATING BLOCK DIGESTION

**Manufacturer:** FOSS

**Model:** 2520

**Serial No.:** 91794469

**ID No.:** UAE.WAS.011/2560

**Order No.:** 2202361

**Operation No.:** 2202361-001

**Date of Receipt:** 4 April 2022

**Date of Calibration:** 4-6 April 2022

**Date of Issue:** 11 April 2022

**Responsible for the Technical Management Team**

**The uncertainties are for a confidence probability of approximately 95 %.**

This Certificate is issued in accordance with the conditions of accreditation granted by the Thai Laboratory Accreditation scheme which has assessed the measurement capability of the laboratory and its traceability to recognized national standards and to the units of measurement realized at the corresponding national standards laboratory. This certificate may not be reproduced other than in full except with the prior written approval of the National Food Institute.

## Verification Report

**Certificate No.:** 2202361-001-01  
**Equipment:** HEATING BLOCK DIGESTION  
Model: 2520 Serial No.: 91794469  
Resolution: 1 °C ID No.: UAE.WAS.011/2560  
Manufacturer: FOSS  
**Date of Calibration:** 4-6 April 2022

Page 2 of 4

**Location:** Laboratory Room, NATIONAL FOOD INSTITUTE  
**Environment Condition:** Ambient Temperature ( 25 ± 3 ) °C  
Relative Humidity ( 55 ± 15 ) %  
Line Voltage ( 220 ± 10 ) Volt

### Condition of this results of Calibration:

1. This instrument was calibrated by insert standard thermocouples type R into its heating block digestion and compared to temperature obtained from reference standards thermometer at calibrated point.
  - The temperature scale used was based on ITS - 90 .
  - All data show below were final values and the initial data may be obtained upon request.
2. Reference Standard Instrument :

Instrument	Model	Serial No.	Certificate No.	Due Date	Through
Digital Thermometer with Thermocouple	34970A/34901A	MY44045576/MY41194453	TC21/0041	24-Apr-2022	N.M. Technical Center Laboratory
	Type R	TC#101-103 / CH#101-103			

3. This certificate is traceable to international system of units (SI Units).
4. This certificate was certified only for the instrument we calibrated.
5. This result of calibration was found accurate as shown on date and place of calibration only.
6. Condition of Calibrated item : Good

UUC\* Description

Time of Record - Hour 30 Minute At 380 °C

7. Result of Calibration : ☒ Without adjustment ☐ After adjustment



## Verification Report

**Certificate No.:** 2202361-001-01  
**Equipment:** HEATING BLOCK DIGESTION  
 Model: 2520 Serial No.: 91794469  
 Resolution: 1 °C ID No.: UAE.WAS.011/2560  
 Manufacturer: FOSS

**Date of Calibration:** 4-6 April 2022

Page 3 of 4

**Calibration point:** 380 °C

**Calibration result:**

**Reporting of Temperature**

Block No.	UUC* Setting (°C)	UUC* Reading (°C)	Stability (±°C)	Standard Thermometer (°C)	Uncertainty (±°C)
1	380	380	0.13	376.48	1.5
2	380	380	0.12	376.58	1.5
3	380	380	0.12	376.51	1.5
4	380	380	0.14	376.70	1.6
5	380	380	0.18	376.81	1.6
6	380	380	0.12	377.23	1.6
7	380	380	0.12	377.37	1.5
8	380	380	0.13	376.68	1.5
9	380	380	0.14	376.72	1.5
10	380	380	0.18	378.97	1.6
11	380	380	0.25	378.79	1.6
12	380	380	0.11	377.14	1.6
13	380	380	0.19	379.65	1.6
14	380	380	0.16	379.61	1.6
15	380	380	0.16	378.66	1.6
16	380	380	0.15	379.18	1.6
17	380	380	0.23	377.39	1.6
18	380	380	0.11	377.71	1.6
19	380	380	0.22	376.64	1.6
20	380	380	0.16	376.56	1.6

Note:

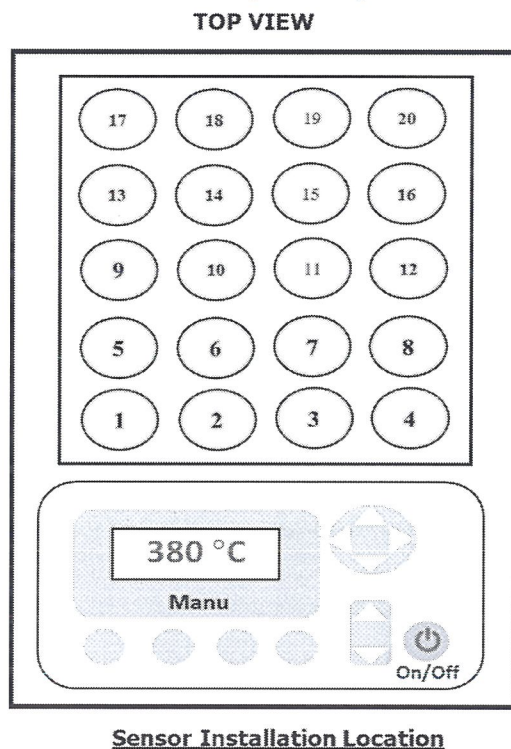
- UUC\* = Unit Under Calibration
- Immersion depth of standard thermometer in tube level high of sand is equal heater plate of UUC.
- Stability = One-half of the greatest maximum difference of measured temperatures at one sensors, for at least half an hour after reaching steady state.

## Verification Report

**Certificate No.:** 2202361-001-01  
**Equipment:** HEATING BLOCK DIGESTION  
Model: 2520 Serial No.: 91794469  
Resolution: 1 °C ID No.: UAE.WAS.011/2560  
Manufacturer: FOSS  
**Date of Calibration:** 4-6 April 2022  
**Calibration point:** 380 °C  
**Calibration result:** Continued

Page 4 of 4

Figure 1. Location of Reference Standard and Block Diagram of Digestion Unit



**Note:**

- UUC\* = Unit Under Calibration
- Immersion depth of standard thermometer in tube level high of sand is equal heater plate of UUC.
- Stability = One-half of the greatest maximum difference of measured temperatures at one sensors, for at least half an hour after reaching steady state.

The report uncertainty of measurement was based on standard uncertainty multiplied by coverage factor  $k=2$  providing a level of confidence of approximately 95 %.

----- End -----



TECHNOLOGY PROMOTION ASSOCIATION (THAILAND-JAPAN)  
CORPORATE SERVICES 3: EQUIPMENT CALIBRATION AND TESTING SERVICES  
534/4 PATTANAKARN ROAD SOI 18, SUANLUANG, SUANLUANG BANGKOK 10250  
TEL. 0-2717-3000-27 FAX. 0-2719-9484



Cert. No.: 22TM1064

Page.: 1 of 3

## Certificate of Calibration

**Equipment :** Incubator

**Manufacturer :** Memmert

**Model :** BE 400

**Serial No. :** e402.1032

**ID No. :** UAE.MIC.001/2546

**Submitted by :** United Analyst and Engineering Consultant Co.,Ltd.  
3 Soi Udomsuk 41, Sukhumvit Road,  
Bangchak, Phrakhanong,  
Bangkok 10260

**Location :** Microbiology Laboratory

**Received Order :** 11 July 2022

**Calibration Date :** 11 July 2022

**Ambient Temperature :** (  $26 \pm 10$  ) °C

**Relative Humidity :** (  $50 \pm 30$  ) %

**Issue Date :**

18 July 2022

The Uncertainties are for a confidence probability of approximately 95%

This certificate may not be reproduced other than in full, except with the prior written  
Approval of the head of Corporate Services 3 : Equipment Calibration and Testing Services

เอกสารไม่ควบคุม





Equipment : Incubator  
Condition As-Received : Used Item  
Reference : 2207-0245OC-2

Cert. No.: 22TM1064

Page.: 2 of 3

**Procedure Used :-**

Calibration were conducted using calibration procedure CP-OT02 according to direct measurement method with Data Acquisition which connected with Resistance Temperature Detector ( RTD ).

The temperature scale used was based on ITS-90.

**Condition of this result of calibration**

1. Reference standard instrument:-

Instrument	Model	Serial No.	Cert. No.	Due Date
1 ) Data Acquisition	34972A	MY57013823	22LM24	26 Feb 2023

2. This certificate is valid only to the item calibrated on date and place of calibration.

3. This certification is traceable to the International System of Unit.

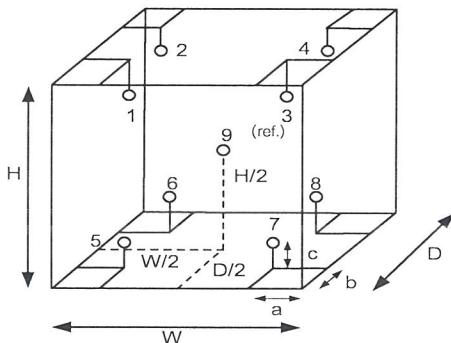
**Result of Calibration :-** ( \* ) Without Adjustment

**Function of UUC\* :** Temperature Source

**Fresh air setting :** Close

**Environment during calibration**

	Beginning	Finished
Temp. ( °C )	25	25
REL.Humid. ( % )	62	63
AC Supply ( Volt )	222	223



Position :	Ref. Std. ID No.:
1	21-17RTD-01
2	21-17RTD-02
3	17RTD-03
4	17RTD-04
5	17RTD-05
6	17RTD-06
7	17RTD-07
8	17RTD-08
9 (ref.)	17RTD-09

**Probe Installation Details :**

a = 5.0 cm  
b = 5.0 cm  
c = 5.0 cm

**Dimension of Chamber :**

D = 0.40 m  
W = 0.33 m  
H = 0.40 m  
Capacity = 0.053 m<sup>3</sup>

เอกสารไม่ควรถูก  
แก้ไข



Equipment : Incubator  
Condition As-Received : Used Item  
Reference : 2207-0245OC-2  
Result of Calibration :- ( \* ) Without Adjustment  
Function of UUC\* : Temperature Source  
Fresh air setting : Close

Cert. No.: 22TM1064

Page.: 3 of 3

Calibration Point ( °C )	UUC* Setting ( °C )	UUC* Reading ( °C )	Temperature stability ( ± °C )	Temperature uniformity ( °C )	Overall Variation ( °C )	Uncertainty ( ± °C )	Coverage Factor <i>k</i>
37.0	38.0	38.0	0.092	0.62	0.94	0.30	2
56.0	57.5	57.5	0.083	0.87	1.3	0.42	2

Calibration Point ( °C )	Measured Temperature ( °C )								
	Position								
	1	2	3	4	5	6	7	8	9 (ref.)
37.0	37.629	37.576	37.476	37.577	36.834	36.997	36.824	37.038	37.387
56.0	56.489	56.520	56.445	56.485	55.291	55.589	55.899	55.591	56.097

**Average\*** : The average of 30 values in each position.

**Temperature stability** : One-half of the greatest maximum difference of measured temperature at any one sensor

**Temperature uniformity** : The maximum difference of measured temperatures at any sensors and the measured temperature at the reference location which are observed at the same time or at as close an observation time as possible to determine the temperature pattern or homogeneity within the chamber under steady-state conditions.

**Overall Variation** : The Difference of the maximum and minimum measured temperatures throughout observation

**UUC\*** : Unit Under Calibration

Note : The reported uncertainty of measurement was included stability and excluded uniformity .

The reported uncertainty of measurement was based on a standard uncertainty multiplied by a coverage factor *k*, providing a level of confidence of approximately 95 %.

-o0o-

เอกสารไม่คว



TECHNOLOGY PROMOTION ASSOCIATION (THAILAND-JAPAN)  
CORPORATE SERVICES 3: EQUIPMENT CALIBRATION AND TESTING SERVICES  
534/4 PATTANAKARN ROAD SOI 18, SUANLUANG, SUANLUANG BANGKOK 10250  
TEL. 0-2717-3000-27 FAX. 0-2719-9484



Cert. No.: 22TM563

Page.: 1 of 3

## Certificate of Calibration

**Equipment :** Incubator

**Manufacturer :** Memmert

**Model :** IPP 260

**Serial No. :** V615.0187

**ID No. :** UAE.MIC.003/2559

**Submitted by :** United Analyst and Engineering Consultant Co.,Ltd.  
3 Soi Udomsuk 41, Sukhumvit Road,  
Bangchak, Phrakhanong,  
Bangkok 10260


**Location :** Microbiology Laboratory

**Received Order :** 7 April 2022

**Calibration Date :** 7 April 2022

**Ambient Temperature :** ( 26 ± 10 ) °C

**Relative Humidity :** ( 50 ± 30 ) %



**Issue Date :** 18 April 2022

The Uncertainties are for a confidence probability of approximately 95%

This certificate may not be reproduced other than in full, except with the prior written  
Approval of the head of Corporate Services 3 : Equipment Calibration and Testing Services.

เอกสารไม่ควบคุม

A 0040248





Equipment : Incubator  
Condition As-Received : Used Item  
Reference : 2204-0016OC-1

Cert. No.: 22TM563

Page.: 2 of 3

**Procedure Used :-**

Calibration were conducted using calibration procedure CP-OT02 according to direct measurement method with Data Acquisition which connected with Resistance Temperature Detector ( RTD ).

The temperature scale used was based on ITS-90.

**Condition of this result of calibration**

**1. Reference standard instrument:-**

<u>Instrument</u>	<u>Model</u>	<u>Serial No.</u>	<u>Cert. No.</u>	<u>Due Date</u>
1 ) Data Acquisition	34970A	MY44067817	21LM10	20 Jul 2022

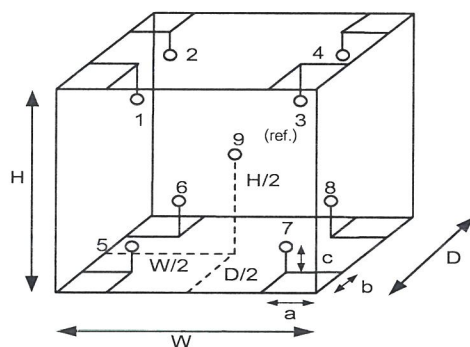
2. This certificate is valid only to the item calibrated on date and place of calibration.

3. This certification is traceable to the International System of Unit.

**Result of Calibration :-** ( \* ) Without Adjustment

**Function of UUC\* :** Temperature Source

**Fresh air setting :** Close



Environment during calibration		
	Beginning	Finished
Temp. ( °C )	26	26
REL.Humid. ( % )	60	62
AC Supply ( Volt )	220	220

Position :	Ref. Std. ID No.:
1	15RTD2/11
2	15RTD2/12
3	15RTD2/13
4	15RTD2/14
5	15RTD2/15
6	15RTD2/16
7	15RTD2/17
8	15RTD2/18
9 (ref.)	15RTD2/19

**Probe Installation Details :**

a = 5.0 cm  
b = 5.0 cm  
c = 5.0 cm

**Dimension of Chamber :**

D = 0.50 m  
W = 0.64 m  
H = 0.80 m  
Capacity = 0.26 m<sup>3</sup>

เอกสารไม่ควบคุม

a 1104310



Equipment : Incubator  
Condition As-Received : Used Item  
Reference : 2204-0016OC-1  
Result of Calibration :- ( \* ) Without Adjustment  
Function of UUC\* : Temperature Source  
Fresh air setting : Close

Cert. No.: 22TM563

Page.: 3 of 3

Calibration Point ( °C )	UUC* Setting ( °C )	UUC* Reading ( °C )	Temperature stability ( ± °C )	Temperature uniformity ( °C )	Overall Variation ( °C )	Uncertainty ( ± °C )	Coverage Factor <i>k</i>
35.0	35.0	35.0	0.12	0.53	0.79	0.30	2

Calibration Point ( °C )	Measured Temperature ( °C )								
	Position								
	1	2	3	4	5	6	7	8	9 (ref.)
35.0	35.170	35.167	34.938	34.844	34.816	34.854	34.584	34.730	34.780

**Average\*** : The average of 30 values in each position.

**Temperature stability** : One-half of the greatest maximum difference of measured temperature at any one sensor.

**Temperature uniformity** : The maximum difference of measured temperatures at any sensors and the measured temperature at the reference location which are observed at the same time or at as close an observation time as possible to determine the temperature pattern or homogeneity within the chamber under steady-state conditions.

**Overall Variation** : The Difference of the maximum and minimum measured temperatures throughout observation.

**UUC\*** : Unit Under Calibration

Note : The reported uncertainty of measurement was included stability and excluded uniformity .

The reported uncertainty of measurement was based on a standard uncertainty multiplied by a coverage factor *k*, providing a level of confidence of approximately 95 %.

-o0o-

เอกสารไม่ควบคุม

a 1104309



TECHNOLOGY PROMOTION ASSOCIATION (THAILAND-JAPAN)  
CORPORATE SERVICES 3: EQUIPMENT CALIBRATION AND TESTING SERVICES  
534/4 PATTANAKARN ROAD SOI 18, SUANLUANG, SUANLUANG BANGKOK 10250  
TEL. 0-2717-3000-27 FAX. 0-2719-9484



Cert. No.: 22TM565

Page.: 1 of 3

## Certificate of Calibration

**Equipment :** Water Bath

**Manufacturer :** Memmert

**Model :** WNE 14

**Serial No. :** L414.1407

**ID No. :** UAE.MIC.006/2558

**Submitted by :** United Analyst and Engineering Consultant Co.,Ltd.  
3 Soi Udomsuk 41, Sukhumvit Road,  
Bangchak, Phrakhanong,  
Bangkok 10260


**Location :** Microbiology Laboratory

**Received Order :** 7 April 2022

**Calibration Date :** 7 April 2022

**Ambient Temperature :** ( 26 ± 10 ) °C

**Relative Humidity :** ( 50 ± 30 ) %



**Issue Date :** 18 April 2022

The Uncertainties are for a confidence probability of approximately 95%

This certificate may not be reproduced other than in full, except with the prior written  
Approval of the head of Corporate Services 3 : Equipment Calibration and Testing Services

เอกสารไม่ควบคุม





Equipment : Water Bath  
Condition As-Received : Used Item  
Reference : 2204-0016OC-4

Cert. No.: 22TM565

Page.: 2 of 3

**Procedure Used :-**

Calibration were conducted using in-house calibration procedure CP-OT04 according to direct measurement method with Data Acquisition which connected with Industrial Platinum Resistance Thermometer ( IPRT ).

The temperature scale used was based on ITS-90.

**Condition of this result of calibration**

1. Reference standard instrument:-

<u>Instrument</u>	<u>Model</u>	<u>Serial No.</u>	<u>Cert. No.</u>	<u>Due Date</u>
1 ) Data Acquisition	34970A	MY44067817	21LM10	20 Jul 2022

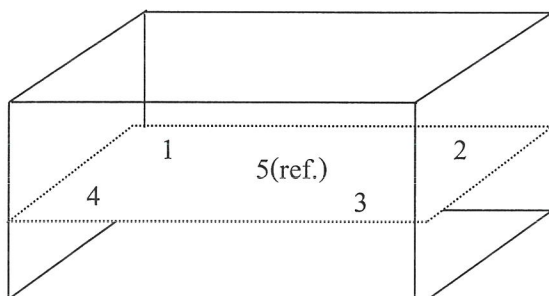
2. This certificate is valid only to the item calibrated on date and place of calibration.

3. This certification is traceable to the International System of Unit.

**Result of Calibration :-** ( \* ) Without Adjustment

**Function of UUC\* :** Temperature Source

	Environmental		AC Voltage Supply
	( °C )	( %R.H. )	( Volt )
Beginning of Calibration	26	62	220
Finished of Calibration	26	65	220



Front

Position :	Ref. Std. ID No.:
1	70RC143
2	70RC144
3	70RC145
4	70RC146
5(ref.)	70RC147

เอกสารไม่คว



**Equipment :** Water Bath  
**Condition As-Received :** Used Item  
**Reference :** 2204-0016OC-4  
**Result of Calibration :-** ( \* ) Without Adjustment  
**Function of UUC\* :** Temperature Source

**Cert. No.:** 22TM565

**Page.:** 3 of 3

Calibration point ( °C )	UUC* Setting ( °C )	UUC* Reading ( °C )	Average* Standard Reading ( °C )				
			Position				
			1	2	3	4	5 (ref.)
44.5	44.5	44.5	44.424	44.409	44.478	44.470	44.581

Calibration point ( °C )	Uniformity ( °C )	Stability ( ± °C )	Uncertainty ( ± °C )	Coverage Factor <i>k</i>
44.5	0.22	0.039	0.15	2

**Average\* :** The average of 30 values in each position.

**Uniformity :** The maximum difference of measured temperatures at any sensors and the measured temperature at the reference location which are observed at the same time or at as close an observation time as possible to determine the temperature pattern or homogeneity within the chamber under steady-state conditions.

**Stability :** One-half of the greatest maximum difference of measured temperature at any one probe.

**UUC\* :** Unit Under Calibration

**Note :** The reported uncertainty of measurement was included stability and excluded uniformity.

The reported uncertainty of measurement was based on a standard uncertainty multiplied by a coverage factor *k*, providing a level of confidence of approximately 95 %.

-o0o-

เอกสารไม่คว



TECHNOLOGY PROMOTION ASSOCIATION (THAILAND-JAPAN)  
CORPORATE SERVICES 3: EQUIPMENT CALIBRATION AND TESTING SERVICES  
534/4 PATTANAKARN ROAD SOI 18, SUANLUANG, SUANLUANG BANGKOK 10250  
TEL. 0-2717-3000-27 FAX. 0-2719-9484



Cert. No.: 22TM564

Page.: 1 of 3

## Certificate of Calibration

**Equipment :** Water Bath

**Manufacturer :** Memmert

**Model :** WNE 14

**Serial No. :** L414.1410

**ID No. :** UAE.MIC.007/2558

**Submitted by :** United Analyst and Engineering Consultant Co.,Ltd.  
3 Soi Udomsuk 41, Sukhumvit Road,  
Bangchak, Phrakhanong,  
Bangkok 10260

**Location :** Microbiology Laboratory

**Received Order :** 7 April 2022

**Calibration Date :** 7 April 2022

**Ambient Temperature :** ( 26 ± 10 ) °C

**Relative Humidity :** ( 50 ± 30 ) %

**Issue Date :**

18 April 2022

The Uncertainties are for a confidence probability of approximately 95%

This certificate may not be reproduced other than in full, except with the prior written  
Approval of the head of Corporate Services 3 : Equipment Calibration and Testing Services.

เอกสารไม่ควบคุม





**Equipment :** Water Bath  
**Condition As-Received :** Used Item  
**Reference :** 2204-0016OC-5

**Cert. No.:** 22TM564

**Page.:** 2 of 3

**Procedure Used :-**

Calibration were conducted using in-house calibration procedure CP-OT04 according to direct measurement method with Data Acquisition which connected with Industrial Platinum Resistance Thermometer ( IPRT ).

The temperature scale used was based on ITS-90.

**Condition of this result of calibration**

1. Reference standard instrument:-

<u>Instrument</u>	<u>Model</u>	<u>Serial No.</u>	<u>Cert. No.</u>	<u>Due Date</u>
1 ) Data Acquisition	34970A	MY44067817	21LM10	20 Jul 2022

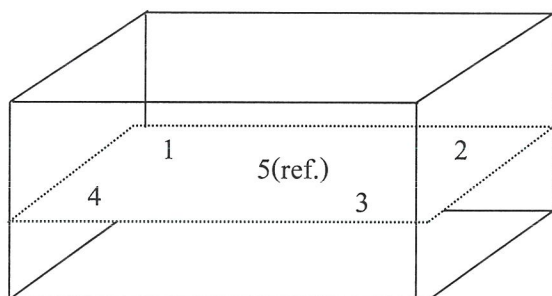
2. This certificate is valid only to the item calibrated on date and place of calibration.

3. This certification is traceable to the International System of Unit.

**Result of Calibration :-** ( \* ) Without Adjustment

**Function of UUC\* :** Temperature Source

	Environmental		AC Voltage Supply
	( °C )	( %R.H. )	( Volt )
Beginning of Calibration	26	60	220
Finished of Calibration	26	62	220



Front

Position :	Ref. Std. ID No.:
1	70RC143
2	70RC144
3	70RC145
4	70RC146
5(ref.)	70RC147

เอกสารไม่คว



Equipment : Water Bath  
Condition As-Received : Used Item  
Reference : 2204-0016OC-5  
**Result of Calibration :-** ( \* ) Without Adjustment  
Function of UUC\* : Temperature Source

Cert. No.: 22TM564

Page.: 3 of 3

Calibration point ( °C )	UUC* Setting ( °C )	UUC* Reading ( °C )	Average* Standard Reading ( °C )				
			Position				
			1	2	3	4	5 (ref.)
44.5	44.5	44.5	44.498	44.530	44.542	44.635	44.591

Calibration point ( °C )	Uniformity ( °C )	Stability ( ± °C )	Uncertainty ( ± °C )	Coverage Factor <i>k</i>
44.5	0.16	0.068	0.15	2

**Average\*** : The average of 30 values in each position.

**Uniformity** : The maximum difference of measured temperatures at any sensors and the measured temperature at the reference location which are observed at the same time or at as close an observation time as possible to determine the temperature pattern or homogeneity within the chamber under steady-state conditions.

**Stability** : One-half of the greatest maximum difference of measured temperature at any one probe.

**UUC\*** : Unit Under Calibration

**Note** : The reported uncertainty of measurement was included stability and excluded uniformity.

The reported uncertainty of measurement was based on a standard uncertainty multiplied by a coverage factor *k*, providing a level of confidence of approximately 95 %.

-o0o-

เอกสารไม่คว  
[Redacted]

Mettler-Toledo (Thailand) Ltd.

846/4 - 846/5 Lasalle Rd., Bangna Tai Sub-District

Bangna District, Bangkok 10260

+66 2723 0382

MT-TH.ServiceSupport@mt.com



NSC-TISI-TIS 17025  
CALIBRATION 0062

## Accuracy Calibration Certificate

### Customer

Company: United Analyst and Engineering Consultant Co., Ltd.  
Address: 3 Soi Udom Suk 41, Sukhumvit Rd., Bang Chak  
City: Phra Khanong Contact: Suwit Chotnok  
Zip / Postal: 10260  
State / Province: Bangkok  
Order Number:   
\* 0 3 3 2 4 0 1 4 9 4 \*

### Weighing Device

Manufacturer: Mettler Toledo Instrument Type: Weighing Instrument  
Model: MS603S/01 Asset Number: UAE.MIC.008/2553  
Serial No.: B007010311 Terminal Model: N/A  
Building: N/A Terminal Serial No.: N/A  
Floor: 2 Terminal Asset No.: N/A  
Room: Balance Room (206)

Range	Max. Capacity	Readability (d)
1	620 g	0.001 g

### Procedure

Calibration Guideline: EURAMET cg-18 v. 4.0 (11/2015)  
METTLER TOLEDO Work Instruction: CP/W002/20

This calibration certificate contains measurements for As Found calibration. No As Left calibration was performed because the device was not modified after As Found calibration. Therefore, results for As Left correspond to As Found.

The sensitivity/span of the weighing instrument was adjusted before calibration with a built-in weight.

In accordance with EURAMET cg-18 (11/2015), the test loads were selected to reflect the specific use of the weighing device or to accommodate specific calibration conditions.

	Temperature		Humidity	
As Found	Start: 22.8 °C	End: 23.0 °C	Start: 49.9 %	End: 58.3 %

As Found Calibration Date: 07-Apr-2022 Calibrator:  
As Left Calibration Date: N/A  
Issue Date: 08-Apr-2022  
Approved Signatory:



## Measurement Results

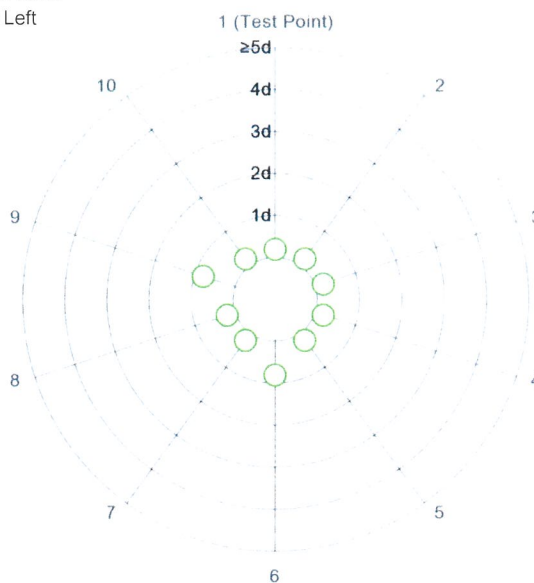
### Repeatability

Test Load: 200 g

	As Found	As Left
1	200.001 g	N/A
2	200.001 g	N/A
3	200.001 g	N/A
4	200.001 g	N/A
5	200.001 g	N/A
6	200.000 g	N/A
7	200.001 g	N/A
8	200.001 g	N/A
9	200.000 g	N/A
10	200.001 g	N/A

Standard Deviation	0.0004 g	N/A
--------------------	----------	-----

○ As Found  
◆ As Left



The "d" in the graph represents the readability of the range/interval in which the test was performed.

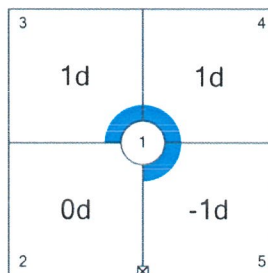
The results of this graph are based upon the absolute values of the differences from the mean value.

### Eccentricity

Test Load: 200 g

Position	As Found	As Left
1	200.001 g	N/A
2	200.001 g	N/A
3	200.002 g	N/A
4	200.002 g	N/A
5	200.000 g	N/A

Maximum Deviation	0.001 g	N/A
-------------------	---------	-----



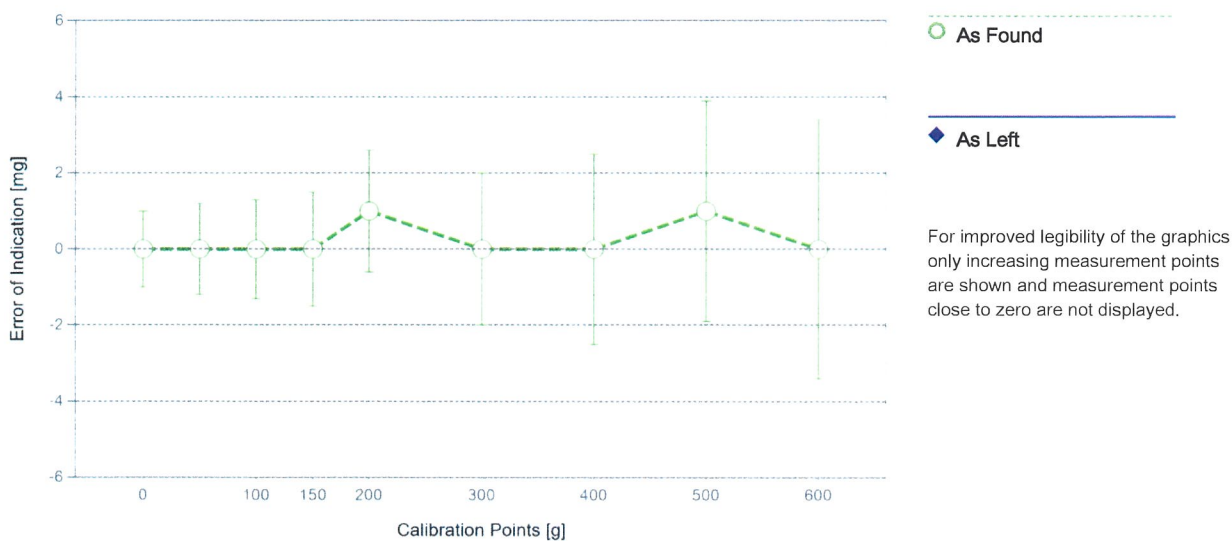
As Found

The "d" in the graph represents the readability of the range/interval in which the test was performed.

## Error of Indication

### As Found

	Reference Value	Indication	Error of Indication	Expanded Uncertainty	k
1	0.000 g	0.000 g	0.000 g	1.0 mg	2
2	0.500 g	0.500 g	0.000 g	1.2 mg	2
3	1.000 g	1.000 g	0.000 g	1.2 mg	2
4	50.000 g	50.000 g	0.000 g	1.2 mg	2
5	100.000 g	100.000 g	0.000 g	1.3 mg	2
6	150.000 g	150.000 g	0.000 g	1.5 mg	2
7	200.000 g	200.001 g	0.001 g	1.6 mg	2
8	300.001 g	300.001 g	0.000 g	2.0 mg	2
9	400.001 g	400.001 g	0.000 g	2.5 mg	2
10	500.001 g	500.002 g	0.001 g	2.9 mg	2
11	600.001 g	600.001 g	0.000 g	3.4 mg	2



The uncertainty stated is the expanded uncertainty at calibration obtained by multiplying the standard combined uncertainty by the coverage factor  $k$  – which can be larger than 2 according to EURAMET cg-18. The value of the measurand lies within the assigned range of values with a probability of approximately 95%.

The user is responsible for maintaining environmental conditions and the settings of the weighing instrument when it was calibrated.

## Test Equipment

All weights used for metrological testing are traceable to national or international standards. The weights were calibrated and certified by an accredited calibration laboratory.

### Weight Set 1: OIML F1

Weight Set No.:	WS55	Date of Issue:	09-Jul-2021
Certificate Number:	CCM-0137-21-C	Calibration Due Date:	07-Jul-2022

### Weight Set 2: OIML E2

Weight Set No.:	WS80	Date of Issue:	23-Feb-2022
Certificate Number:	C208581631	Calibration Due Date:	14-Aug-2023

### Thermo Hygrometer

Equipment No.:	IN161	Date of Issue:	14-Jun-2021
Certificate Number:	21H1220	Calibration Due Date:	01-Jun-2022

## Remarks

FACT adjustment functionality activated  
Equipment condition: Good  
Next calibration according to customer's procedure  
Calibration data not decide by calibration laboratory

### End of Accredited Section

The information below and any attachments to this calibration certificate are not part of the accredited calibration.



## Measurement Uncertainty of the Weighing Instrument in Use

Stated is the expanded uncertainty with  $k=2$  in use. The formula shall be used for the estimation of the uncertainty under consideration of the errors of indication. The value  $R$  represents the net load indication in the unit of measure of the device.

Temperature coefficient for the evaluation of the measurement uncertainty in use:  $3.0 \cdot 10^{-6} / K$

Temperature range on site for the evaluation of the measurement uncertainty in use: 3 K

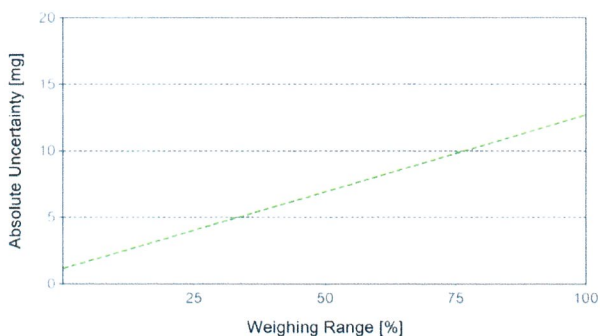
### Linearization of Uncertainty Equation

Range			As Found	As Left
	d	Max		
1	0.001 g	620 g	$U_1 = 1.2 \text{ mg} + 0.0186 \text{ mg/g} \cdot R$	N/A

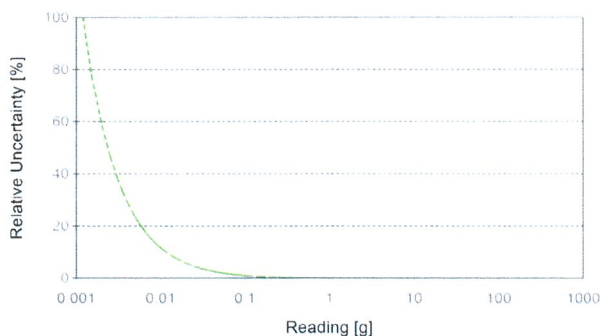
To optimize the stability of the linearization, besides of the zero load only increasing measurement points with a test load of 5% of the measurement range or larger are taken for the calculation of the linear equation.

### Absolute and Relative Measurement Uncertainty in Use for Various Net Indications (Examples)

Net Indication	As Found		As Left	
0.062 g	1.2 mg	1.9%	N/A	N/A
0.620 g	1.2 mg	0.20%	N/A	N/A
6.200 g	1.3 mg	0.021%	N/A	N/A
62.000 g	2.4 mg	0.0038%	N/A	N/A
620.000 g	13 mg	0.0021%	N/A	N/A



As Found



As Left